



TM
DESIGN
ACADEMY

WB - 2

Workbook For View Completion
and Isometric Views

2022
Edition



Architecture Entrance Exams
JEE (Main) - B. Arch & NATA

Celebrating



of Excellence
1997 - 2022







INDEX

Ex. No.	Content	Page No.
01	Mirror Image	1-5
02	Enlarged View	6-14
03	Draw Similar Sketch	15-26
04	Complete the sketch	27-37
05	Draw the Correct Sketch	38-45
06	Orthographic Projections (Draw side and top views of the given objects)	46-76

Date: _____

Exercise - 1 Mirror Image

Assignment - 4
 Draw the mirror image of the objects given below. Use appropriate grades of pencils to maintain similarity in both the halves. Keep line thickness and value as similar to original part as possible.

Grades	Excellent	Good	Average	Redo	Checked By	Date
---------------	-----------	------	---------	------	-------------------	-------------

Date: _____

Exercise - 2 Enlarged View

Question - 8
 Draw the enlarged view of the composition given below which is twice the original size.




Grades	Excellent	Good	Average	Redo	Checked By	Date
---------------	-----------	------	---------	------	-------------------	-------------

Date: _____

Exercise – 3 Draw Similar Sketch

Question - 4
 Draw a sketch similar to the sketch given below. It should look as similar to the original one as possible in terms of line quality and rendering. Use appropriate grades of pencils.



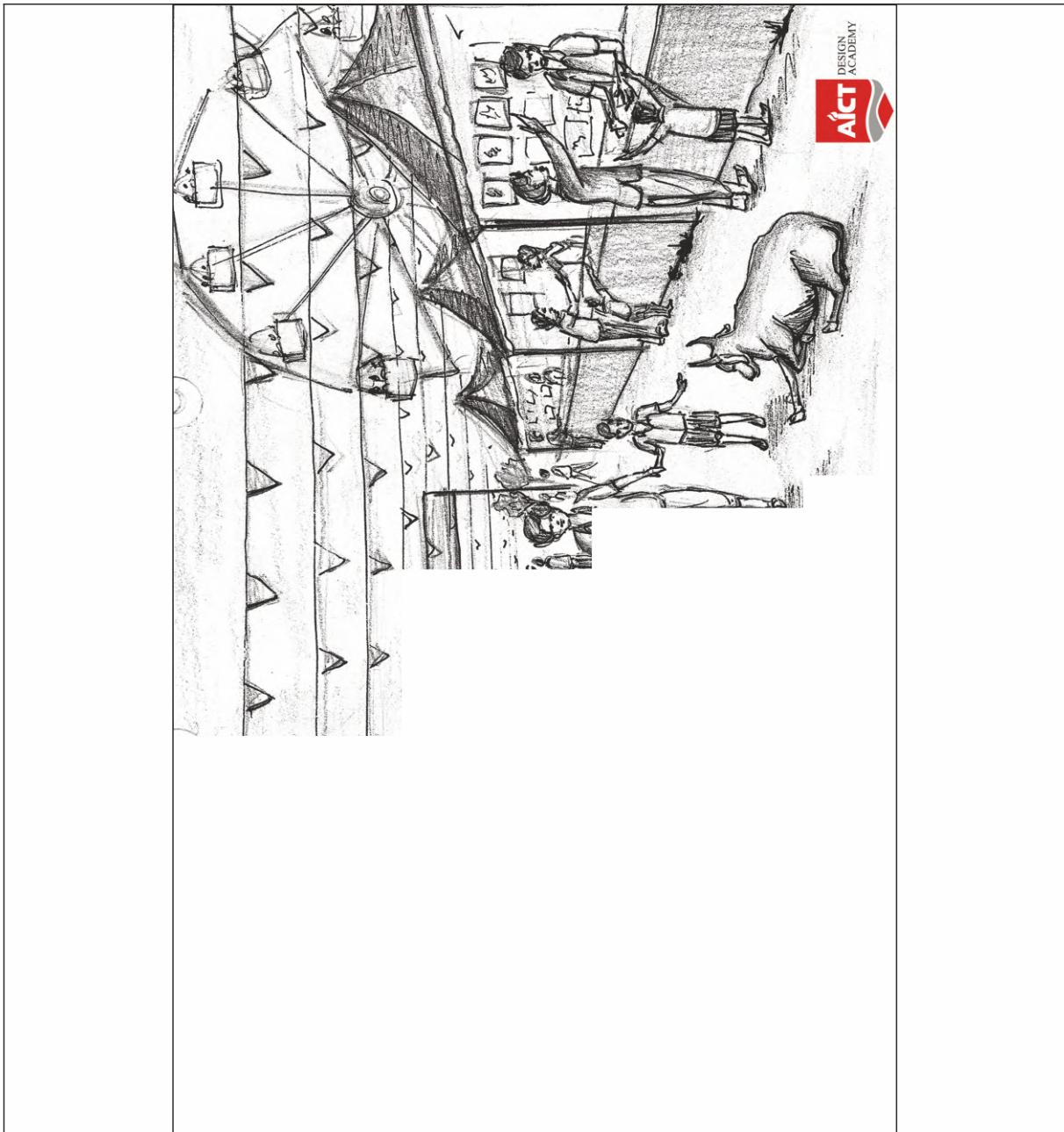
Grades	Excellent	Good	Average	Redo	Checked By	Date
---------------	-----------	------	---------	------	-------------------	-------------

Date: _____

Exercise - 4 Complete the sketch

Question - 2

The image below is a part of the original sketch. Draw the remaining part to make the sketch look complete. Use appropriate grades of pencils and proper rendering techniques.




Grades	Excellent	Good	Average	Redo	Checked By	Date
---------------	-----------	------	---------	------	-------------------	-------------

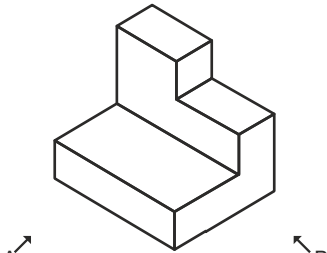
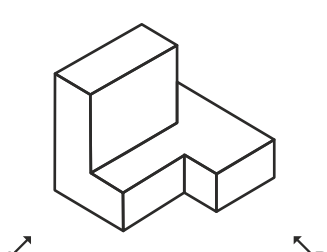
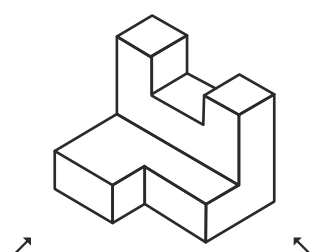
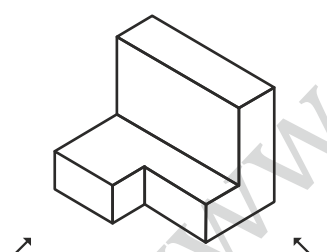
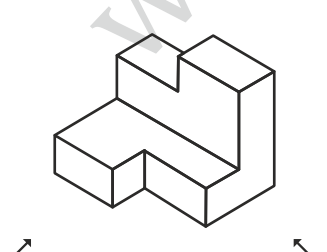
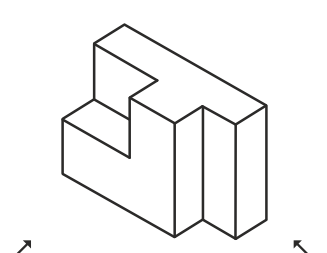
Date: _____

Exercise – 5 Draw the Correct Sketch

Question - 3

The image below is a distorted view of the original sketch. Draw the correct sketch and render it using only pencils.



Sr. No.	Isometric View	View From Direction A	View From Direction B	Top View
48				
49				
50				
51				
52				
53				



TM
DESIGN
ACADEMY

Third Floor,
Bahirwade Plaza,
Niramaya Hospital Road,
Chinchwad, Pune - 411 019.

Mobile : 8669661451, 9011054381
Email : aictpune1@gmail.com

www.aictdesign.in